TOTO

"REI R" 3 HOLES BATH & SHOWER SET TX496SRR

SPECIFICATIONS

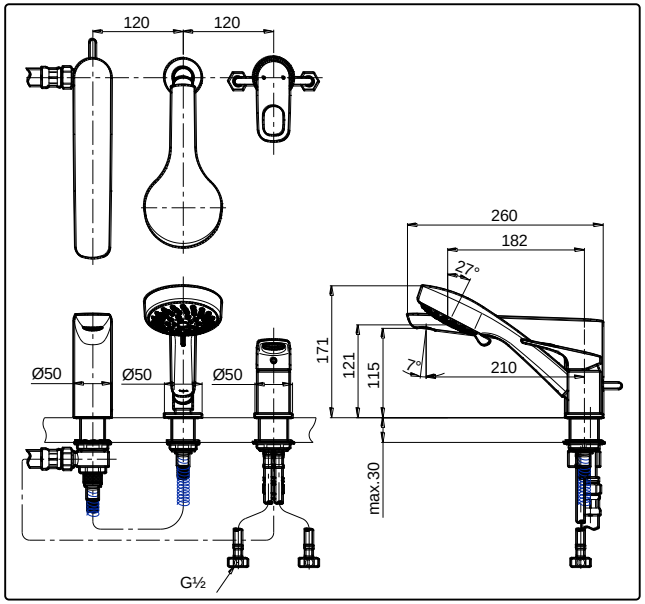

OPERATING CONDITIONS

1. Water supply pressure : 0.05 ~ 0.75 MPa.
2. Ensure that water supply is clean (No Sand, Dirt, Etc.)

MAINTENANCE

Always wipe chrome plated area with dry soft cloth, and sometimes wipe it with cloth soaked in mild soap.

INSTALLATION

1

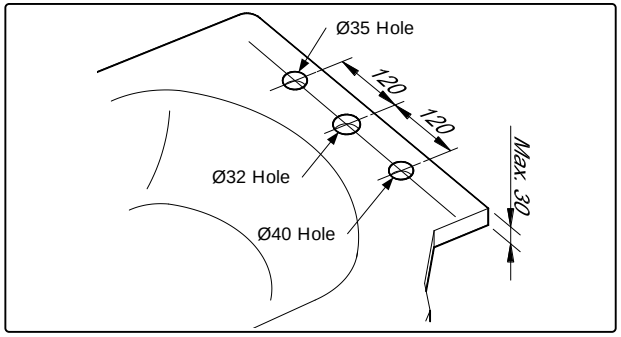

2

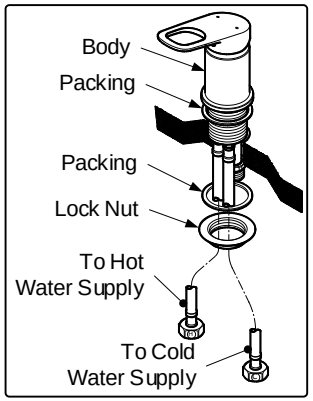

3

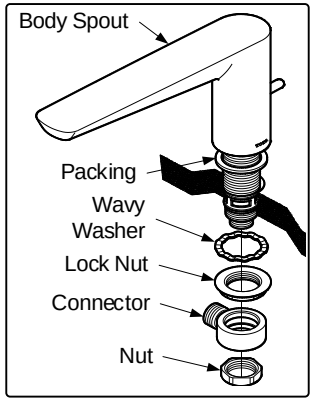

4

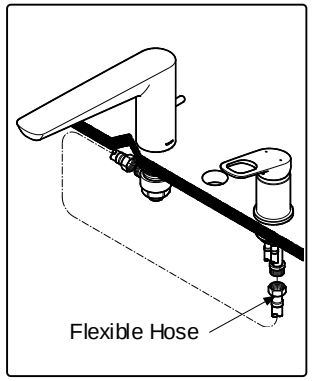

5

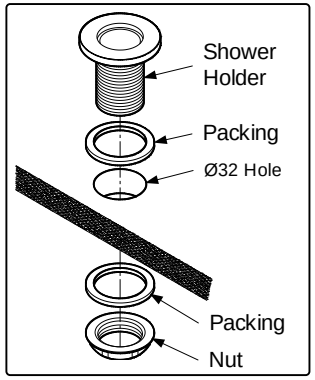

6

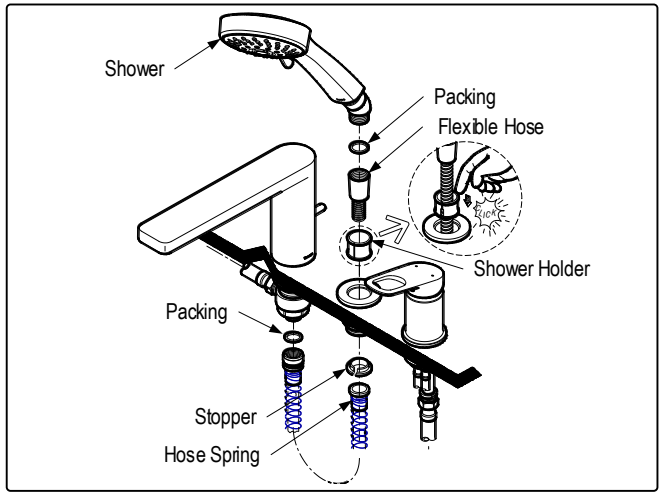

TROUBLESHOOTING

PROBLEM	CHECK POINT	SOLUTION
Unsatisfactory spray	1	Clean
Water leaks around the handle	2	Tighten
Handle is loose	3	Tighten

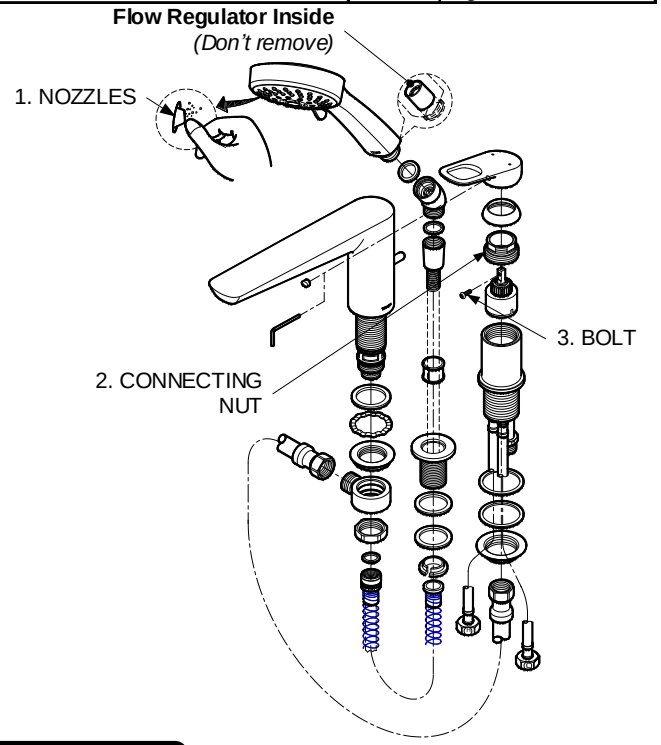

ATTENTION

1. Don't use abrasive cleaning material such as; detergents containing hydrochloric acids, thinner, polishing powder, and nylon brush.
2. Flow Regulator should not be remove because it could damage the system
3. As the product model is constantly updated, the actual product may not look the same as it shown in the diagram, but the basic installation principles are the same.

TOTO

"REI R" 3 HOLES BATH & SHOWER SET TX496SRR

SPESIFIKASI

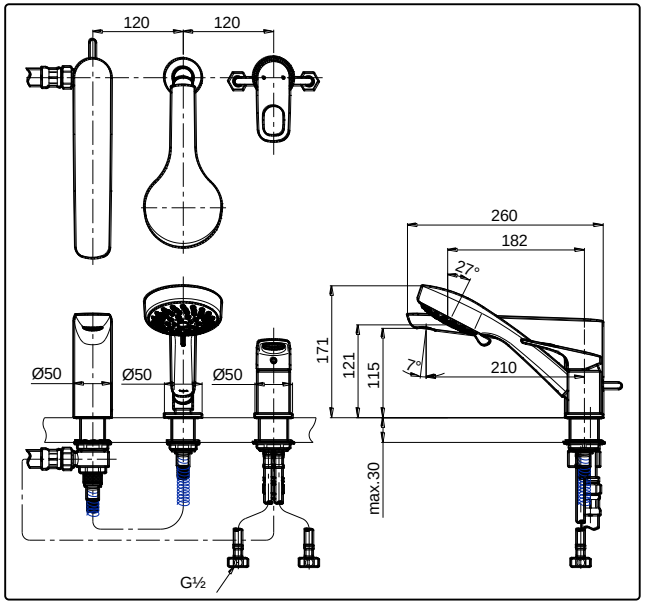

KONDISI OPERASI

1. Tekanan sumber air: 0.05 ~ 0.75 MPa.
2. Pastikan kondisi sumber air adalah bersih (tidak ada pasir, kotoran dan lain lain)

PEMELIHARAAN

Selalu bersihkan area berlapis krom dengan kain lembut kering, dan sesekali bersihkan dengan kain yang direndam dalam sabun yang dicampur air.

PEMASANGAN

1

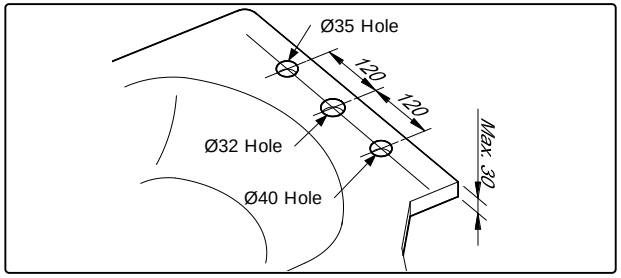

2

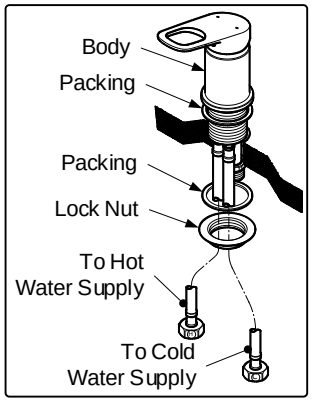

3

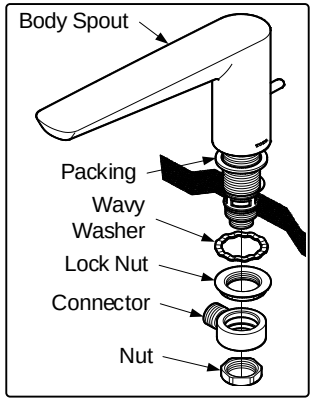

4

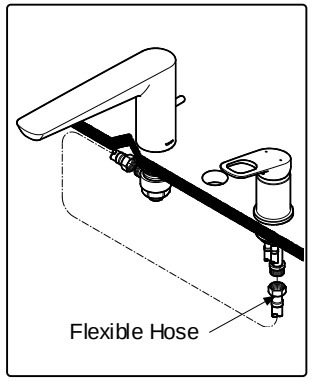

5

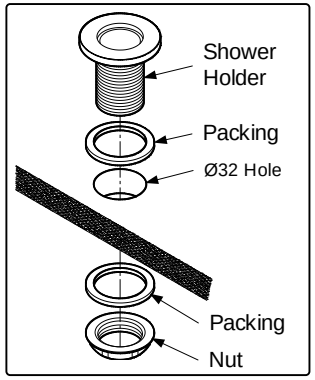

6

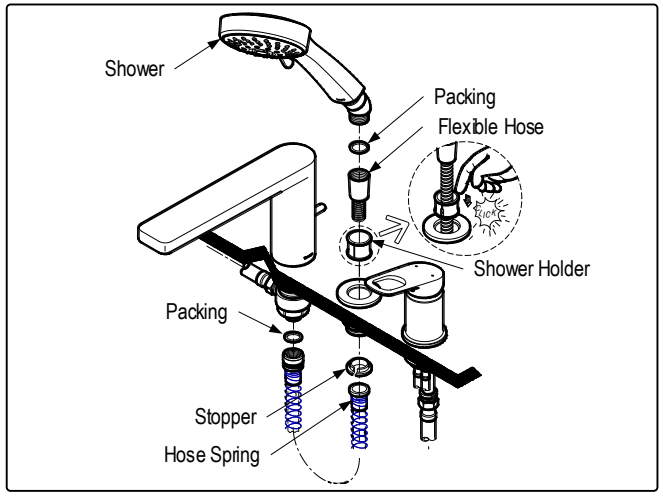

PENYELESAIAN MASALAH

MASALAH	POIN PERIKSA	SOLUSI
Semprotan tidak memuaskan	1	Bersihkan
Air bocor disekitar handle	2	Kencangkan
Handle longgar	3	Kencangkan

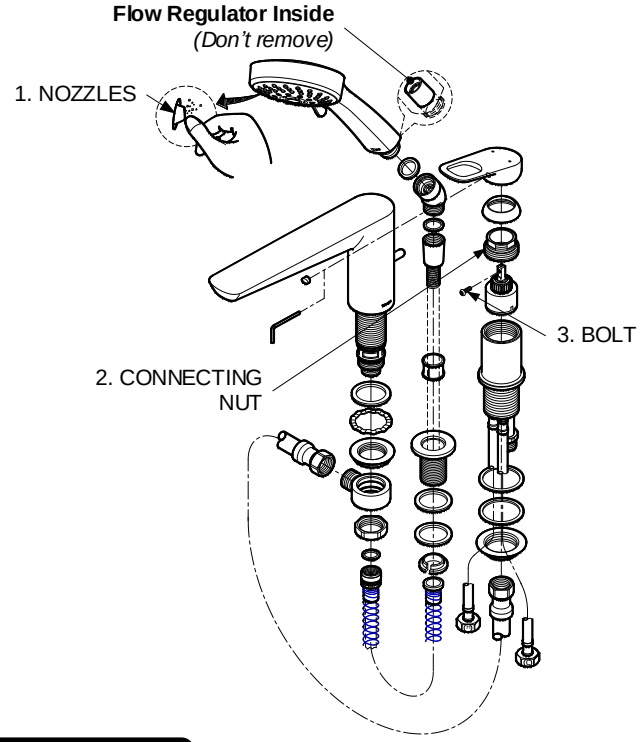

PERHATIAN

1. Jangan gunakan bahan pembersih yang bersifat abrasif seperti deterjen yang mengandung asam klorida, tinner, bubuk polishing dan sikat nilon.
2. Flow Regulator tidak boleh dilepas karena dapat merusak sistem
3. Karena model produk terus mengalami pembaharuan, aktual produk mungkin tidak sama dengan gambar, tapi prinsip dasar pemasangan adalah sama.