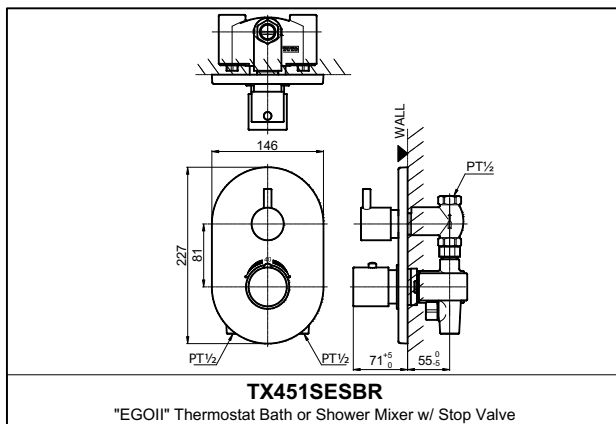
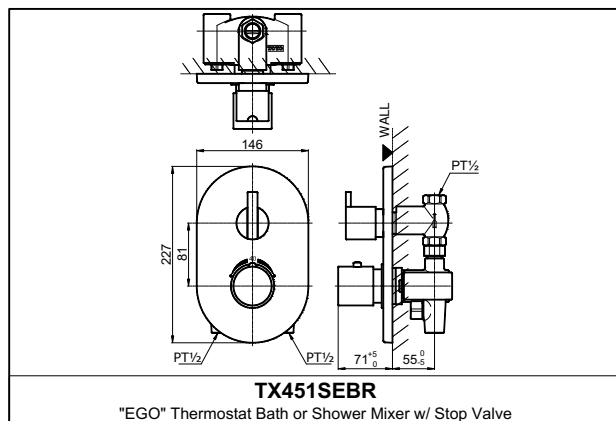


SPECIFICATIONS



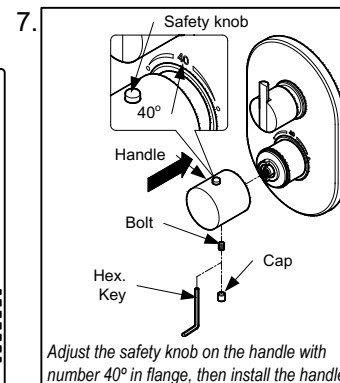
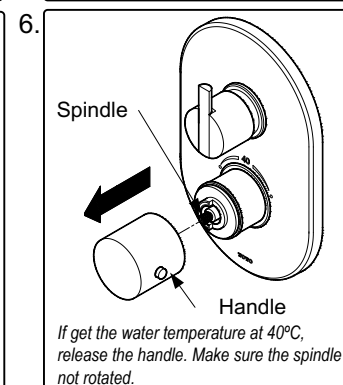
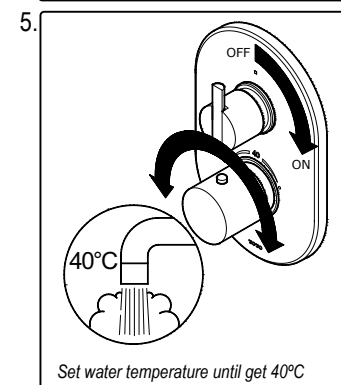
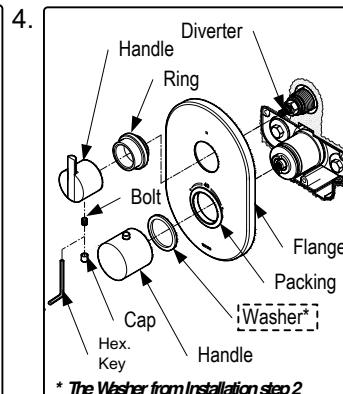
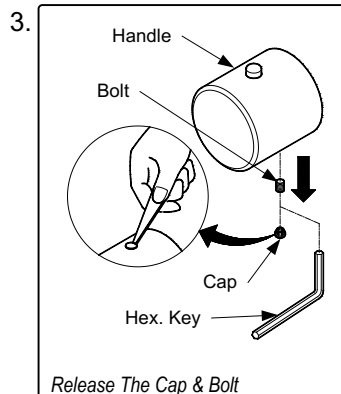
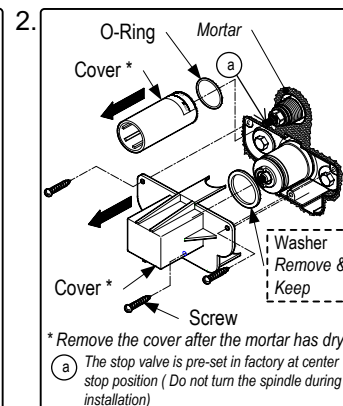
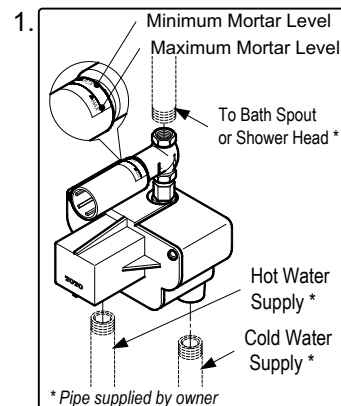
OPERATING CONDITIONS

1. Water supply pressure : 0.05 ~ 0.75 MPa
2. Hot water supply temperature shall be higher by 10°C. at least, than desired temperature of mixed water.
(Recommendation: Hot water supply temperature = 60°C)
3. Hot water supply pressure shall be the same or lower than cold water supply .
4. Ensure that water supply is clean (No Sand, Dirt, Etc.).

MAINTENANCE

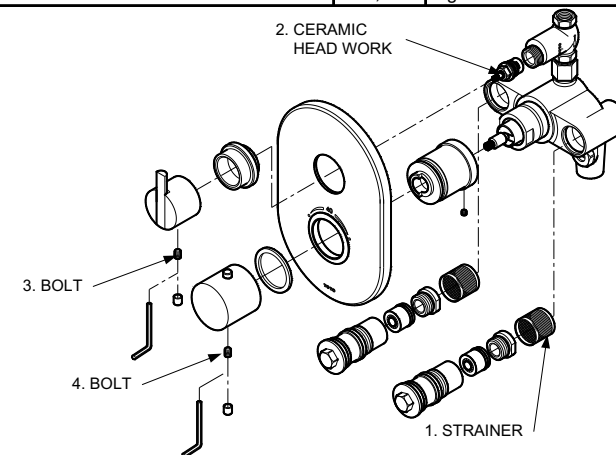
Always wipe chrome plated area with dry soft cloth, and sometimes wipe it with cloth soaked in mild soap.

INSTALLATION



TROUBLESHOOTING

PROBLEM	CHECK POINT	SOLUTION
Temperature is not consistence	1	Remove and clean
Water leaks around the handle	2	Tighten
Handle is loose	3, 4	Tighten



ATTENTION

1. Use of abrasive cleaning material such as; detergents containing hydrochloric acids, thinner, polishing powder, and nylon brush is not recommended.
2. Press safety knob turn left to increase temperature over 40°C.
3. Please don't open the thermostat cartridge, because it cause to unstabilize temperature in this product.