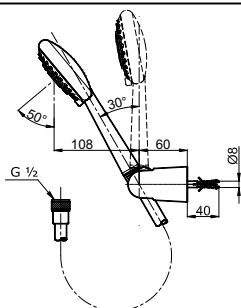
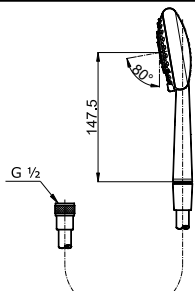


### SPECIFICATIONS



**THX118SFMN**  
"FIORE" Hand Shower Set (3S Soft)

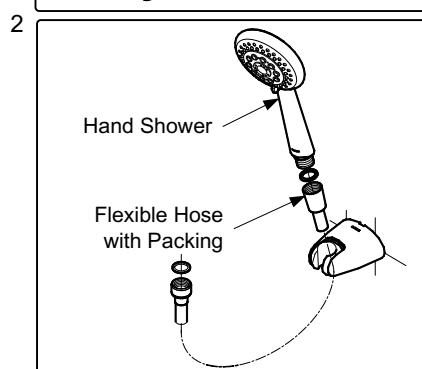
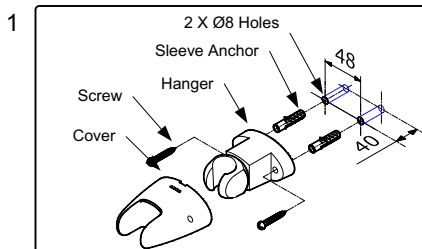


**THX140SFMN**  
"FIORE" Hand Shower (3S Soft) w/ Flexible Hose

### OPERATING CONDITIONS

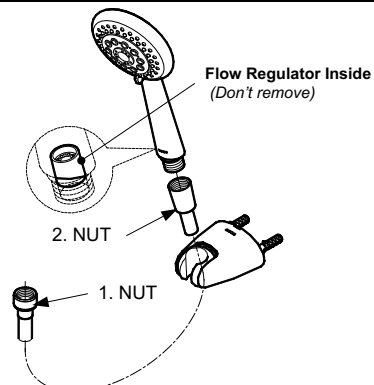
1. Water supply pressure : 0.05 ~ 0.75 MPa.
2. Ensure that water supply is clean ( No Sand, Dirt, Etc.).

### INSTALLATION



### TROUBLESHOOTING

PROBLEM	CHECK POINT	SOLUTION
Water leaks around the hose	1, 2	Tighten



### ATTENTION

1. Use of abrasive cleaning material such as; detergents containing hydrochloric acids, thinner, polishing powder, and nylon brush is not recommended.
2. Flow Regulator should not be remove because it could damage the system

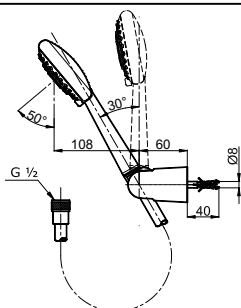
### MAINTENANCE

Always wipe chrome plated area with dry soft cloth, and sometimes wipe it with cloth soaked in mild soap.

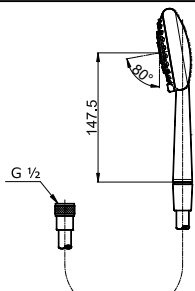
S06409MZ

R6

### SPECIFICATIONS



**THX118SFMN**  
"FIORE" Hand Shower Set (3S Soft)

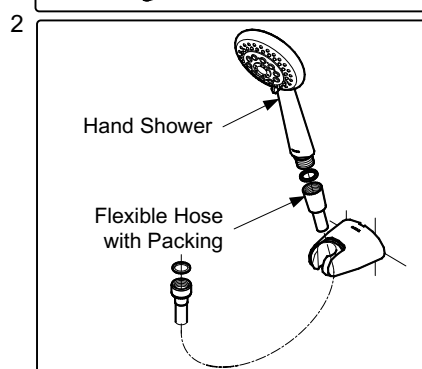
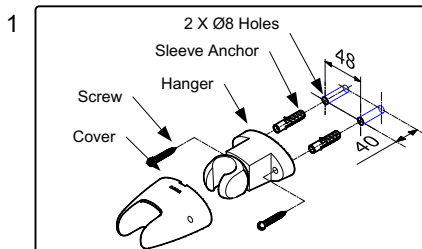


**THX140SFMN**  
"FIORE" Hand Shower (3S Soft) w/ Flexible Hose

### OPERATING CONDITIONS

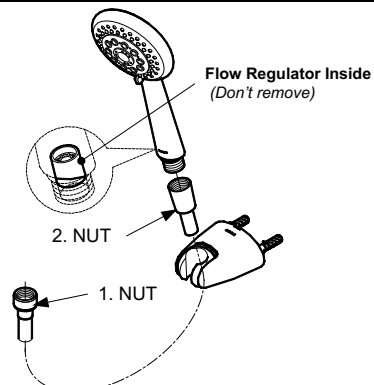
1. Water supply pressure : 0.05 ~ 0.75 MPa.
2. Ensure that water supply is clean ( No Sand, Dirt, Etc.).

### INSTALLATION



### TROUBLESHOOTING

PROBLEM	CHECK POINT	SOLUTION
Water leaks around the hose	1, 2	Tighten



### ATTENTION

1. Use of abrasive cleaning material such as; detergents containing hydrochloric acids, thinner, polishing powder, and nylon brush is not recommended.
2. Flow Regulator should not be remove because it could damage the system

### MAINTENANCE

Always wipe chrome plated area with dry soft cloth, and sometimes wipe it with cloth soaked in mild soap.

S06409MZ

R6