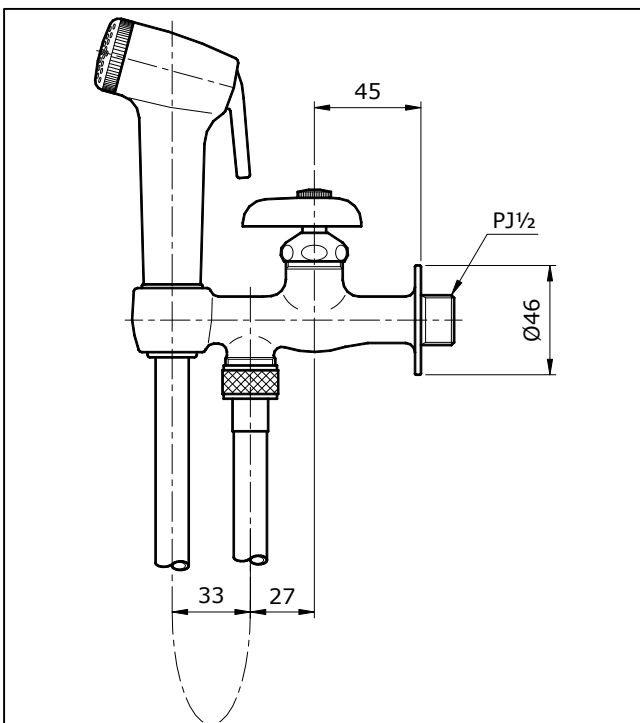


### SPECIFICATIONS



#### TB19CSNN5

Shower Spray w/ Tap & Hanger, Black

#### TB19CSNPV

Shower Spray w/ Tap & Hanger, Pastel Ivory

#### TB19CSNW

Shower Spray w/ Tap & Hanger, White

### OPERATING CONDITIONS

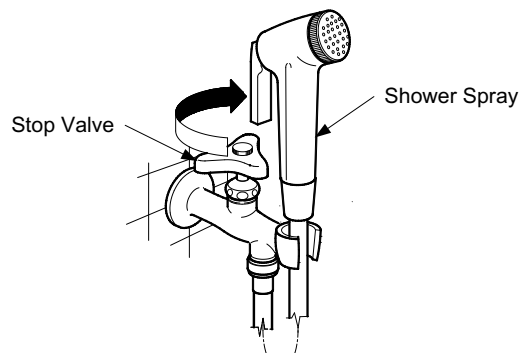
1. Water supply pressure : 0.05 ~ 0.40 MPa
2. Ensure that water supply is clean ( No Sand, Dirt, Etc.).

### MAINTENANCE

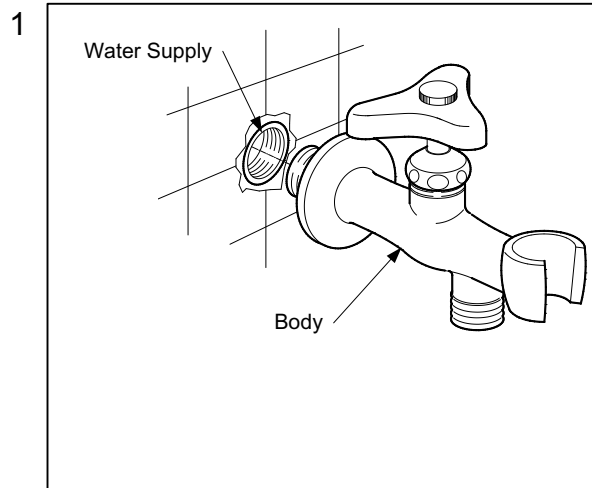
Always wipe chrome plated area with dry soft cloth, and sometimes wipe it with cloth soaked in mild soap.

### ATTENTION

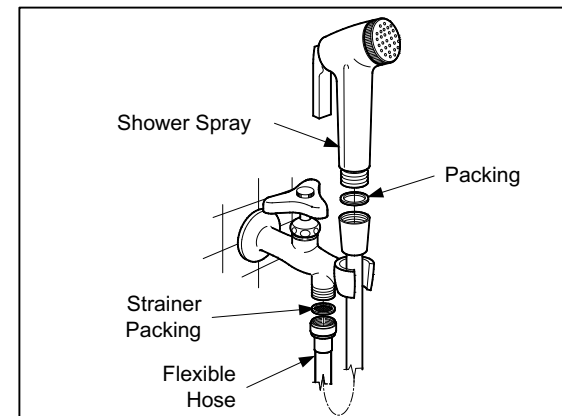
- 1 Never use cleaning materials or appliances with an abrasive effect.
  - Detergents with hydrochloric acid content or alkali.
  - Thinner, fuel, etc.
  - Detergents containing abrasive such as polishing powder.
  - Nylon brush, floor brush, micro fiber cloths, etc.
- 2 Close the stop valve if it is not in use.



### INSTALLATION



2



### TROUBLESHOOTING

PROBLEM	CHECK POINT	SOLUTION
Flow rate unsatisfactory	1	Remove & Clean
Water leaks around the handle	2	Tighten
Handle is loose	3	Tighten
Water leaks around the hose	4,5	Tighten

